



ISLAMIC BANKING BULLETIN

September 2025

A Quarterly Publication by the
Islamic Finance Policy
Department
State Bank of Pakistan



Intricate Minaret of Wazir Khan Mosque at Dusk



ISLAMIC BANKING BULLETIN

For the period ending September 30, 2025

Table of Contents

ISLAMIC BANKING SECTOR AT A GLANCE	4
Islamic Banking Snapshot – September 2025	5
Progress report of islamic banking industry of pakistan.....	6
Overview	7
Branch Network of Islamic Banking Industry	7
Assets and Liabilities Structure	7
Assets.....	8
Investments	9
Liabilities.....	12
Liquidity	13
Capital	13
Profitability	14
SBP Regulated Islamic Financial Institutions (Other than Commercial banks)	15
Islamic Microfinance Banks.....	15
Development Finance Institutions with Islamic Operations	15
Digital Banks	16
Events and Developments at Islamic Finance Group (IFG) – SBP.....	18
Annexure I: Islamic Banking Branch Network	20
Annexure II: Province/Region wise Break-up of Islamic Banking Branch Network	21
Annexure III. District wise Break-up of Islamic Banking Branch Network	22





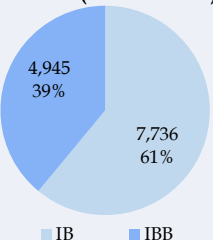
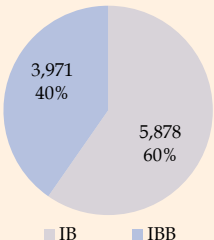
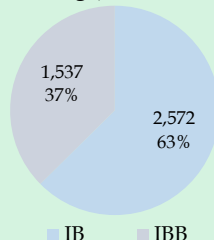
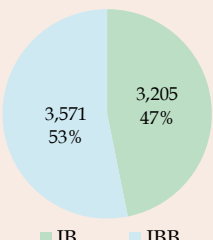
ISLAMIC BANKING SECTOR AT A GLANCE



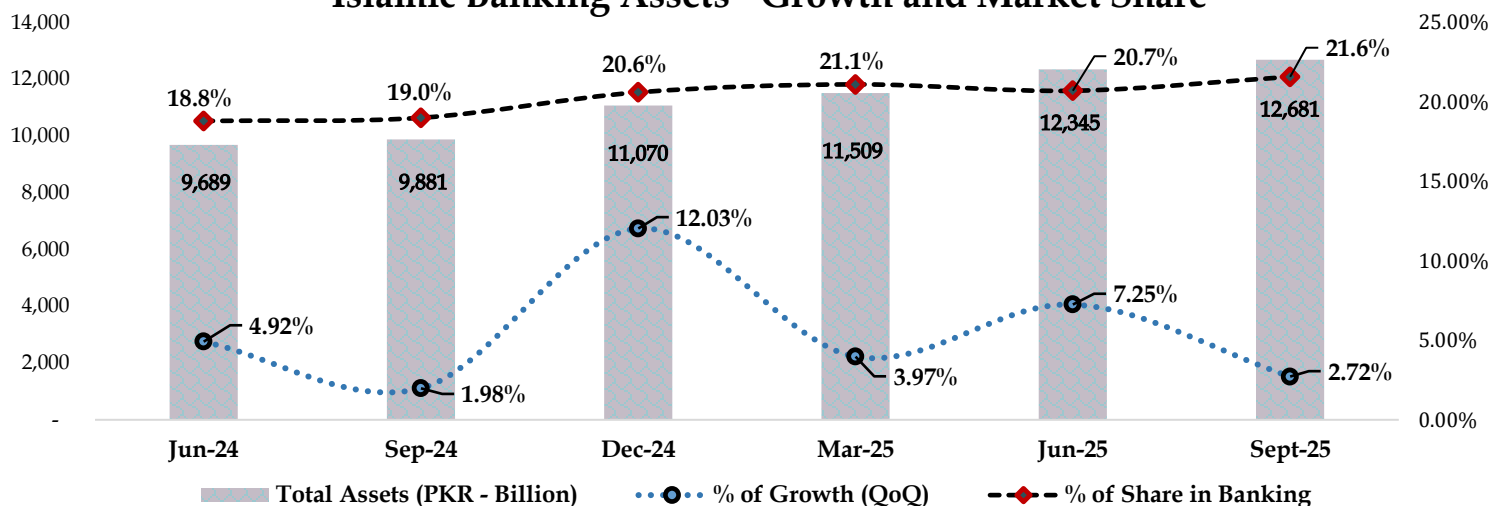


Islamic Banking Snapshot - September 2025

Overall Summary

	 Assets	 Deposits	 Financing	 No. of Branches
Total	PKR 12.7 trillion	PKR 9.8 trillion	PKR 4.1 trillion	6,776
Change in Quarter	+ PKR 337 billion + 2.7%	+ PKR 317 billion + 3.3%	+ PKR 76 billion +1.9%	+ 381 Branches +6.0%
Share in total Banking Industry	21.6% + 0.9%	26.5% + 1.0%	31.1% + 0.6%	37.0% + 2.2%
Share of IBBs & IBs	<p>Assets (PKR Billion)</p> 	<p>Deposits (PKR Billion)</p> 	<p>Financing (PKR Billion)</p> 	<p>Branches</p> 

Islamic Banking Assets - Growth and Market Share



The background image shows the interior of a mosque. The ceiling is high and features intricate, colorful geometric and floral patterns. A large, ornate chandelier hangs from the center, and a ceiling fan is visible below it. The floor is covered with long, red prayer mats (sajdah) arranged in rows, leading towards a distant archway. The walls are also decorated with similar patterns. The overall atmosphere is one of historical and religious significance.

PROGRESS REPORT OF ISLAMIC BANKING INDUSTRY OF PAKISTAN

Overview

The Islamic banking industry in Pakistan maintained its robust growth momentum during the third quarter of 2025, further reinforcing its position within the financial landscape. As of end-September 2025, total assets of Islamic banking institutions (IBIs) expanded by PKR 337 billion, reaching to PKR 12,681 billion, while deposits recorded an increase of PKR 317 billion, amounting to PKR 9,850 billion. On a quarter-on-quarter (QoQ) basis, assets and deposits registered healthy growth rates of 2.7 percent and 3.3 percent, respectively.

The financing portfolio exhibited a solid QoQ growth of 1.9 percent, reaching PKR 4,109 billion, whereas net investments registered a notable increase of 5.7 percent, totaling PKR 6,276 billion. These trends reflect growing demand for Shari'ah-compliant financing and investment avenues, contributing to the sector's expanding financial depth.

In terms of market positioning, Islamic banking assets accounted for 21.6 percent of the overall banking industry, while deposits captured a higher share of 26.5 percent. The sector's contribution to total financing stood at 31.1 percent, with investments making up 17.1 percent of the banking industry's total, highlighting its expanding footprint.

Overall, these trends underscore not only the industry's consistent growth but also its deeper integration into Pakistan's banking landscape. The steady improvement in financial indicators and the widening branch network reflect both the resilience of the sector and the growing consumer demand for Islamic banking.

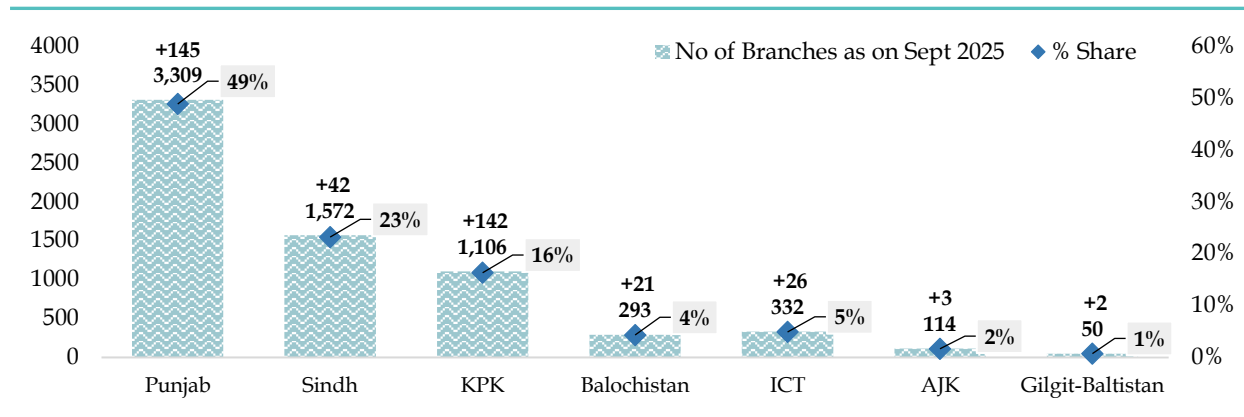
Particulars	Islamic Banking Industry Progress			Percent Growth (YoY)			Share in Overall Banking Industry (%)		
	Sep-24	Jun-25	Sep-25	Sep-24	Jun-25	Sep-25	Sep-24	Jun-25	Sep-25
Assets	9,881	12,345	12,681	17.4	27.4	28.3	19.0	20.7	21.6
Deposits	7,596	9,533	9,850	23.3	29.5	29.7	23.2	25.5	26.5
Investments (net)	4,803	5,935	6,276	22.3	32.2	30.7	15.2	15.8	17.1
Financing (net)	3,252	4,033	4,109	7.5	16.9	26.4	27.3	30.5	31.1
Number of Islamic Banking Institutions	22	21	21	-	-	-	-	-	-
Number of Branches	5,333	6,395	6,776	14.3	23.1	27.1	-	-	-
Number of Islamic Banking Windows	2,170	2,735	2,905	14.6	32.3	33.9	-	-	-
<i>*number includes sub-branches</i>									
<i>Source: Data submitted by banks under quarterly Reporting Chart of Accounts (RCOA)</i>									

Branch Network of Islamic Banking Industry

IBIs in Pakistan consist of six full-fledged Islamic banks (IBs) and 15 conventional banks offering Shari'ah-compliant services through dedicated Islamic Banking Branches (IBBs). In the third quarter of 2025, the industry witnessed a net addition of 381 branches, marking a quarterly growth of 6.0 percent and raising the total IBB network to 6,776 branches by September 2025.

The branches of IBIs are now spread across 147 districts, underscoring the sector's expanding geographic footprint and its growing role in promoting financial inclusion and further strengthening public access to Shari'ah-compliant financial services.

Figure 1: Region-wise Branch Network



Source: SBP

Assets and Liabilities Structure



Assets

The total assets of IBIs expanded by PKR 337 billion in the quarter ended September 2025, reaching to PKR 12,681 billion, up from PKR 12,345 billion in the previous quarter. Islamic banking assets now command a 21.6 percent share of the overall banking industry, reflecting its rising market significance.

A closer look at asset composition reveals that financing (net) accounts for 32.4 percent, while investments (net) contribute 49.5 percent of total Islamic banking assets. Further, the increase in the assets is mostly contributed by the increase in investments.



Break up of Assets of IBs and IBBs

Both full-fledged IBs and IBBs of conventional banks continued to post growth. The assets of IBs rose by PKR 86 billion, reaching PKR 7,736 billion, while IBBs recorded a larger increase of PKR 251 billion, taking their total assets to PKR 4,945 billion. As of September 2025, IBs accounted for 61 percent of total Islamic banking assets, with IBBs contributing the remaining 39 percent (Figure 3).

Figure 2: Major Contributors of the Change in Assets

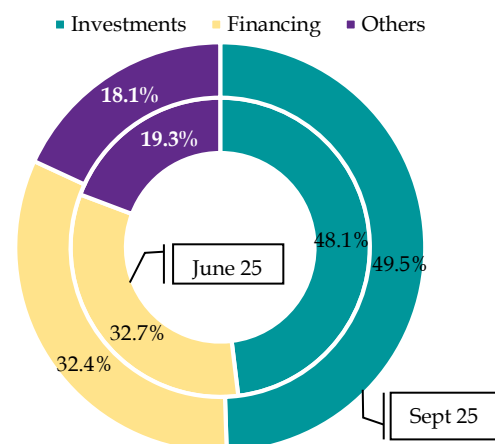
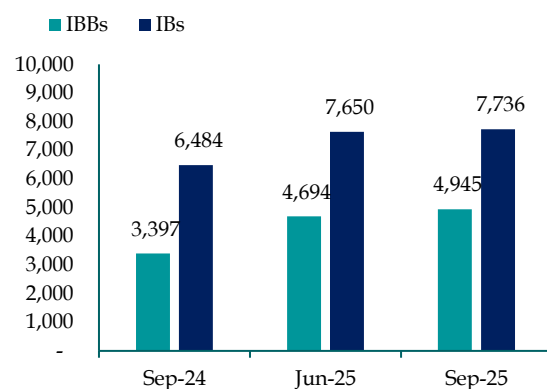


Figure 3: Breakup of Assets (PKR Billion)



Source: SBP



Investments

IBIs further strengthened their investment portfolios during the quarter, with net investments increasing by PKR 341 billion (5.7 percent) to reach PKR 6,276 billion by the end of September 2025. This growth was primarily driven by placements in multiple Government of Pakistan Ijarah Sukuk (GIS).

A closer look at the distribution shows that full-fledged IBs expanded their net investments by PKR 88 billion, to PKR 4,004 billion. IBBs of conventional banks also posted growth, adding PKR 253 billion to reach PKR 2,272 billion. In terms of market share, IBs continued to lead with 63.8 percent of total net investments, while IBBs held 36.2 percent share (Figure 4).

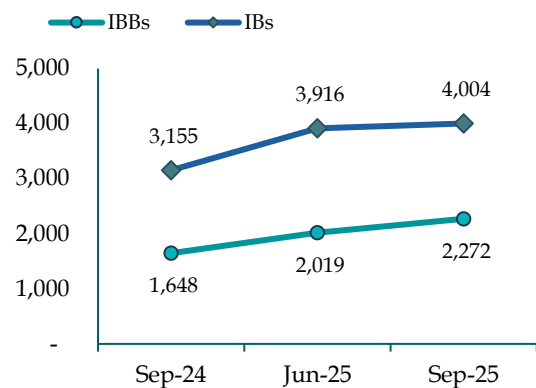


Financing & Related Assets

Financing and related assets rose slightly, reaching PKR 4,109 billion by the end of September 2025, up from PKR 4,033 billion in June 2025, an overall increase of PKR 76 billion. The financing of IBs increased by PKR 5 billion (0.2 percent) to PKR 2,572 billion, whereas IBBs recorded a rise of PKR 71 billion (4.8 percent), taking their financing portfolio to PKR 1,537 billion. (Figure 5)

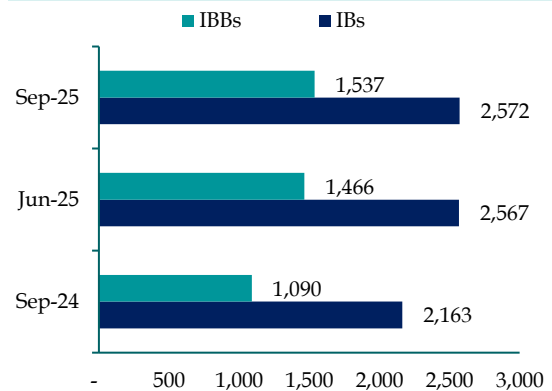
Diminishing Musharaka emerged as the most preferred structure, commanding a 40.0 percent share of the total financing portfolio. *Musharaka* followed with a 20.2 percent share, while *Murabaha* financing secured a 12.0 percent share. Collectively, all other financing modes accounted for 27.8 percent of the total financing undertaken by IBIs (Figure 6).

Figure 4: Breakup of Investment (PKR Billion)



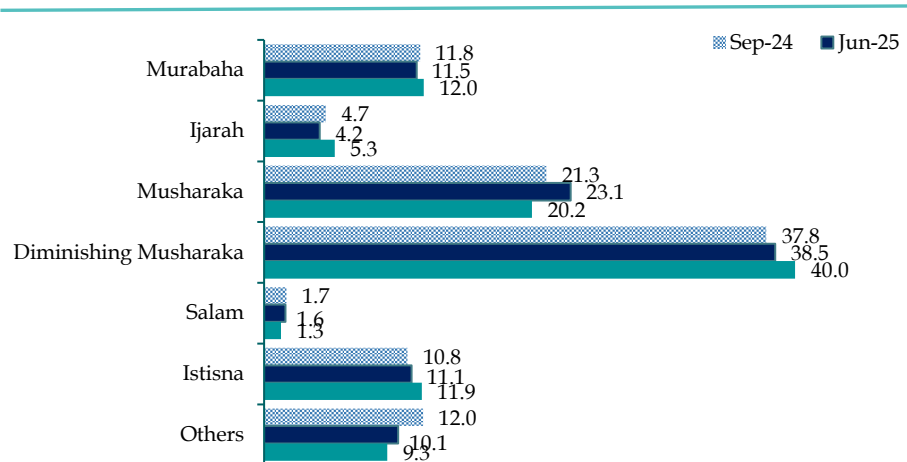
Source: SBP

Figure 5: Breakup of Financing (PKR Billion)



Source: SBP













Figure 6 : Mode-wise Financing (Share in %)



Source: SBP

A detailed analysis of sector-wise financing reveals that the textile industry remained the dominant recipient, absorbing 16.1 percent of the total financing. Agribusiness followed with a 12.7 percent share, while the Individuals secured 9.1 percent, highlighting their vital role in the financing mix (**Table 2**).

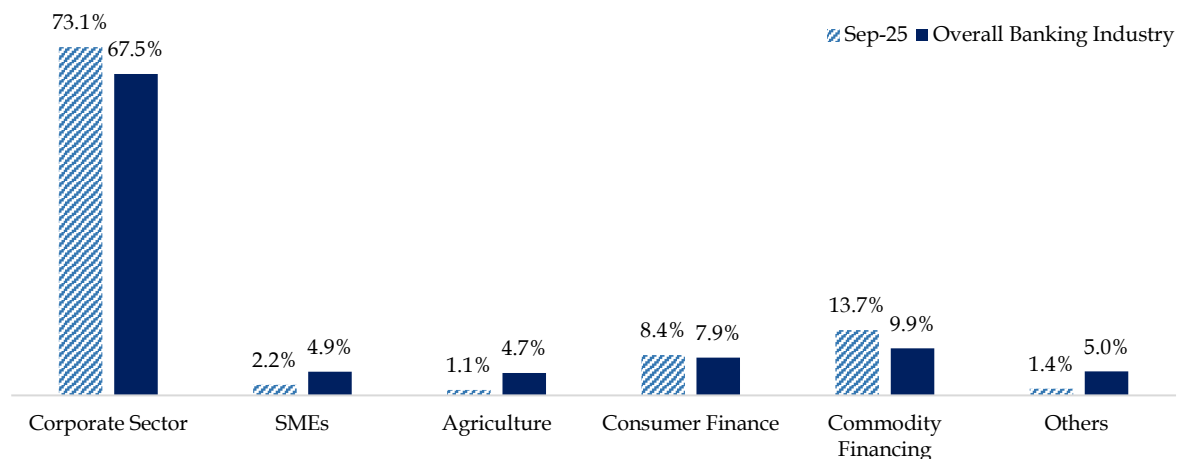
Table 2: Sector Wise Financing (Share in %)

Sector	Sep-24*	Jun-25*	Sep-25	Overall Banking Industry
 Chemical and Pharmaceuticals	6.3	6.8	6.7	3.9
 Agribusiness	14.3	10.0	12.7	18.8
 Textile	16.6	15.9	16.1	3.1
 Cement	2.1	1.6	1.8	1.4
 Sugar	3.0	3.5	2.5	2.0
 Shoes and leather garments	0.3	0.3	0.3	0.3
 Automobile and transportation equipment	1.1	1.1	0.9	1.0
 Financial	1.0	1.3	0.7	6.1
 Electronics and electrical appliances	1.1	1.9	1.2	1.2
 Production and transmission of energy	7.7	9.8	6.9	8.5
 Individuals	10.2	8.3	9.1	8.3
 Others	36.3	39.3	41.1	40.8
Total	100	100	100	100

*Revised

By the end of September 2025, the client-wise financing profile was dominated by the corporate sector, which accounted for 73.1 percent of total financing, underscoring its central role in the financing ecosystem. Commodity financing ranked second with a share of 13.7 percent, followed by consumer financing at 8.4 percent, reflecting sustained demand for retail credit. In contrast, financing to SMEs and the agriculture sector remained modest, comprising 2.2 percent and 1.1 percent, respectively (**Figure 7**)

Figure 7 - Client Wise Financing Portfolio (Share in %)



Source: SBP

Box 1.1: Islamic Auto and Housing Finance in Pakistan

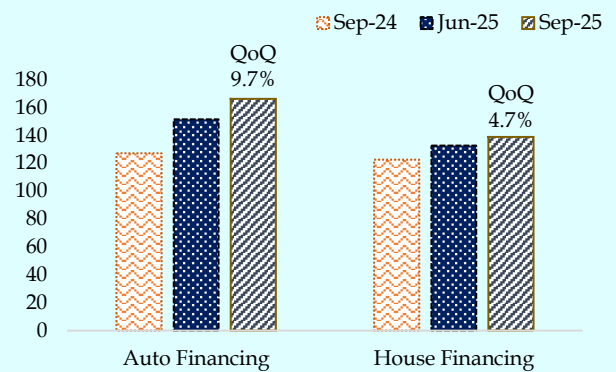
Islamic auto financing complemented the market demand for auto financing by reaching around PKR 166 billion as of September 2025 from around PKR 152 billion compared to the last quarter (increased by 9.7 percent). A growth of 30.8 percent was seen when compared to same quarter last year.

IBs and IBBs contributed about 62.8 percent and 37.2 percent of the total Islamic auto financing, respectively. Moreover, 59.0 percent of the total auto financing provided by the banking industry was provided through Islamic auto financing which gives insight into demand of Islamic auto financing.

Similar trend was observed for housing finance, which took 4.7 percent growth in the last quarter from approximately PKR 133 billion to around PKR 139 billion. YoY the growth in housing finance was 13.3 percent.

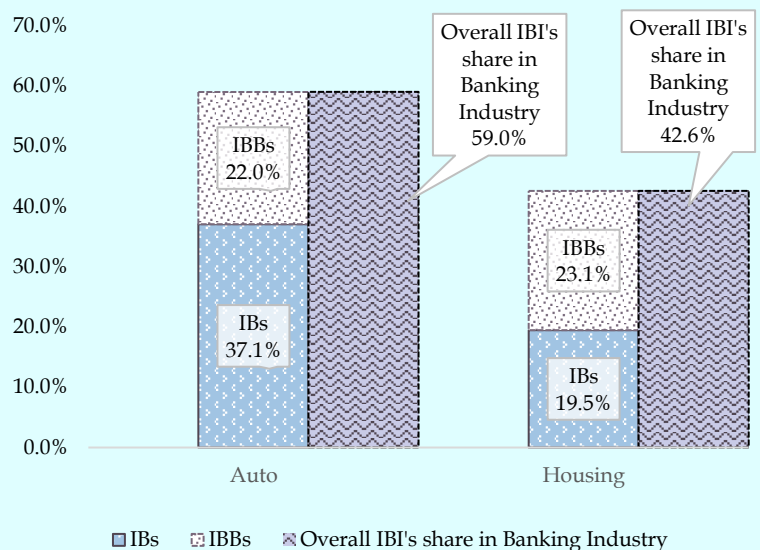
Share of IBs and IBBs was witnessed at 45.7 percent and 54.3 percent of the total Islamic housing finance respectively. A deeper data dive reveals that 42.6 percent of housing finance of banking industry was disbursed through Islamic modes of financing.

Auto and Housing Finance (PKR Billion)



Source: SBP

Auto and Housing Finance in overall banking Industry



ASSET QUALITY

The asset quality of IBIs remained sound by the end of September 2025. The ratio of Non-Performing Financing (NPF) to gross financing stood at 3.4 percent, while net NPFs to net financing stayed in negative territory at -0.60 percent, reflecting a strong provisioning cushion. The provisions against NPFs also strengthened further, rising from 108.2 percent in the previous quarter to 116.9 percent, underscoring IBIs' prudent risk management practices (Table 3).

Table-3: Assets Quality Ratio of IBI (%)

Ratio	Sep-24	Jun-25	Sep-25	Overall Banking Industry
NPFs to Financing (gross)	4.1	3.5	3.4	6.6
Net NPFs to Net Financing	(0.3)	(0.3)	(0.6)	(0.9)
Provisions to NPFs	105.9	108.2	116.9	112.6



Liabilities

Total deposits of IBIs sustained their growth momentum in the third quarter of 2025, rising by PKR 317 billion (3.3 percent) to reach PKR 9,850 billion. This growth further strengthened IBIs' position in the overall banking industry, with their market share climbing to 26.5 percent.

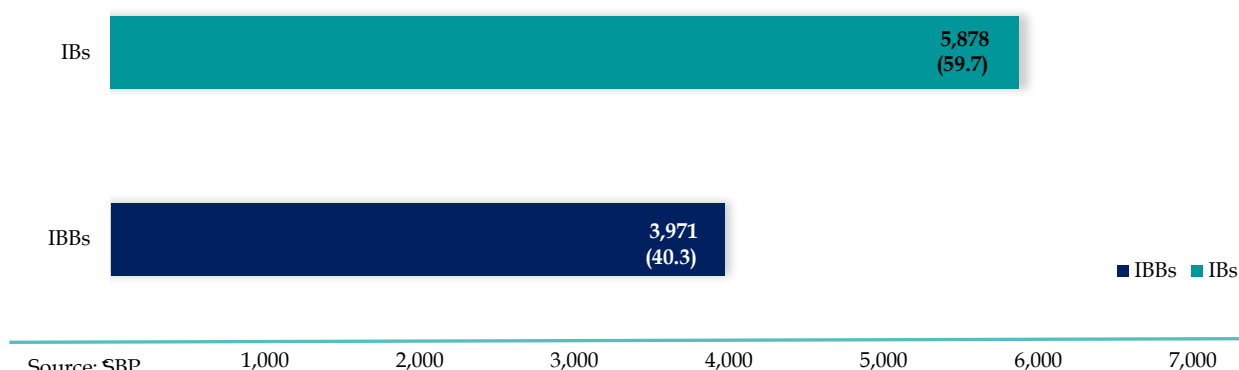
An analysis of deposit composition shows that current and saving deposits were the primary growth drivers, standing at PKR 4,190 billion and PKR 3,741 billion, respectively. Saving deposits posted a reasonable increase of PKR 249 billion (7.1 percent), while the current deposits grew by PKR 165 billion (4.1 percent). Moreover, the fixed deposits also increased in the current quarter by PKR 44 billion (5.0 percent) (**Table 4**).

Table-4: Break up of Deposits (Amount in PKR Billion, Growth in %)

Category	Sep-24	Jun-25	Sep-25	Yearly Growth (%)	Quarterly Growth (%)
 Customers (1)					
Fixed Deposits	1,148	871	915	(20.3)	5.0
Saving Deposits	2,984	3,492	3,741	25.4	7.1
Current Deposits	2,792	4,025	4,190	50.1	4.1
Others	78	117	98	25.8	(16.4)
Sub-total	7,002	8,505	8,944	27.7	5.2
 Financial Institutions (2)					
Remunerative Deposits	505	771	612	21.1	(20.6)
Non-remunerative Deposits	89	257	293	229.9	13.8
Sub-total	594	1,028	906	52.4	(11.9)
Total (1+2)	7,596	9,533	9,850	29.7	3.3

IBs witnessed an increased in deposits by PKR 113 billion, bringing their total to PKR 5,878 billion by September 2025. Similarly, IBBs also recorded a significant surge, with deposits increasing by PKR 204 billion to reach PKR 3,971 billion. By the end of September 2025, IBs accounted for 59.7 percent of total IBIs deposits, while IBBs held a growing 40.3 percent share (**Figure 8**).

Figure 8 : Deposits Bifurcation - by Share



Liquidity

The liquidity ratios of IBIs experienced a positive shift during the review period. Liquid Assets to Total Assets increased to 54.3 percent and the Liquid Assets to Total Deposits increased to 69.8 percent, reflecting a stable liquidity position.

Notably, the Financing to Deposits (net) Ratio reduced to 41.7 percent by the end of September 2025, signaling a more conservative financing approach by IBIs.

Table-5: Liquidity Ratios (%)

Ratios	Sep-24	Jun-25	Sep-25	Overall Banking Industry
Liquid Assets to Total Assets	51.5	52.3	54.3	66.6
Liquid Assets to Total Deposits	67.0	67.7	69.8	105.2
Financing to Deposits (Net)	42.8	42.3	41.7	35.6
Liquidity Coverage Ratio (LCR)*	248.4	246.4	234.6	231.5
Net Stable Funding Ratio (NSFR)*	206.6	213.2	209.3	183.3

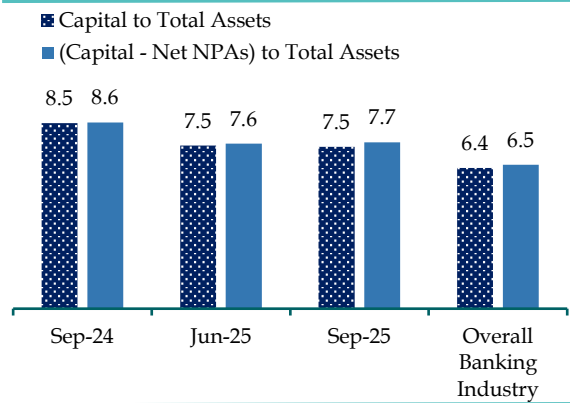
**The ratios represent full-fledged Islamic banks only*



Capital

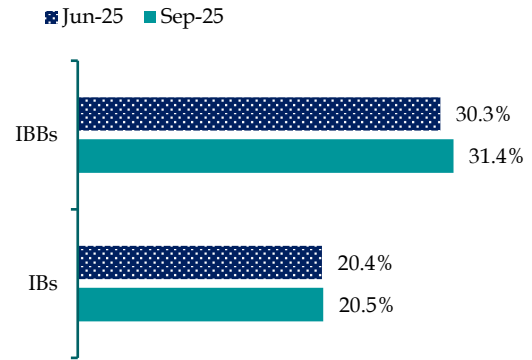
During the review quarter, IBIs experienced a slight improving trend in capital ratios. The Capital to Total Assets ratio remained same at 7.5 percent, signaling a relative stability in assets outpacing capital growth. Meanwhile, the (Capital - Net NPAs) to Total Assets Ratio slightly increased to 7.7 percent from its previous level of 7.6 percent, indicating an improvement in the capital buffer after accounting for non-performing assets (**Figure 9**). Further, the capital adequacy ratio in the review quarter improved for both the IBs and IBBs to 20.5 and 31.4 percent respectively from 20.4 and 30.3 percent in the previous quarter (**Figure 10**).

Figure 9 - Capital Ratios (%)



Source: SBP

Figure 10 - Capital Adequacy Ratio (%)



Source: SBP



Profitability

The profitability of IBIs increased, with profit before tax increasing to PKR 305.0 billion by the end of September 2025 from 210.7 in June 2025. The ROA before tax slightly decreased from 3.6 percent as of June 2025 to 3.4 percent as of September 2025. Similar trend was noticed with ROE as it decreased from 47.2 percent to 44.8 percent in the similar period.

Further, the operating cost also increased, with the 'Operating Expense to Gross Income' ratio recorded at 45.0 percent as of September 2025 compared to 42.1 percent in June 2024. This suggests that managing operational efficiency for IBIs remains key to sustaining long-term growth and competitiveness (Table 6).

A closer look reveals that the profit before tax of IBs grew by 43.9 percent from PKR 143.4 billion as of June 2025 to PKR 206.2 billion as of September 2025. In comparison, the profit of IBBs grew by 46.6 percent on QoQ basis for similar period showing consistent trends between IBBs and IBs. IBBs posted an ROA before tax of 3.0 percent as of September 2025 compared to 3.7 percent of IBs for the similar period, which shows profitability remained higher for IBs in this quarter.

Table-6: Profitability Ratios (%)

Particulars	Sep-24	Jun-25	Sep-25	Overall Banking Industry
Profit before tax (PKR billion)	381.0	210.7	305.0	1207.0
ROA before tax	5.4	3.6	3.4	2.8
ROE before tax	69.7	47.2	44.8	45.7
Operating Expense to Gross Income	34.1	42.1	45.0	44.9

SBP Regulated Islamic Financial Institutions (Other than Commercial banks)

At present, two Microfinance Banks, NRSP Microfinance Bank Limited and U Microfinance Bank Limited are offering Islamic Microfinance services and operate a combined total of 115 branches. Additionally, two Development Finance Institutions, Pakistan Kuwait Investment Company Limited (PKIC) and Pakistan Mortgage and Refinance Company Limited (PMRC) are also offering Islamic products and services. Further, two digital banks have started their Islamic banking operations in the September quarter.

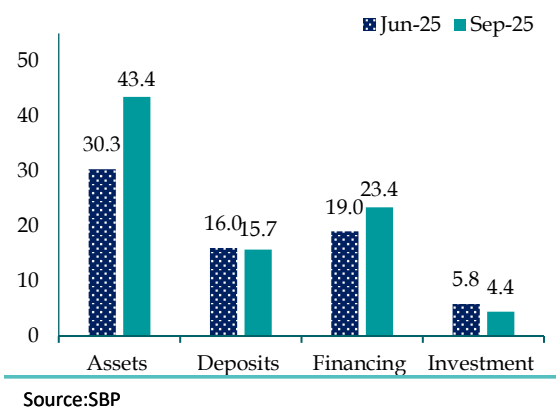
Islamic Microfinance Banks

The Islamic microfinance sector continued its steady expansion, with two key players—NRSP Microfinance Bank Limited and U Microfinance Bank Limited, spearheading the microfinance operations. By the end of September 2025, the Islamic microfinance banking network has grown to 115 branches, reinforcing its outreach to underserved communities.

The industry's asset base shown a healthy increase, reaching to PKR 43.4 billion, with a quarterly rise of PKR 13.1 billion (43.4 percent). The YoY Growth in Assets and Financing stood at 60.3 percent and 34.5 percent respectively.

However, the deposits witnessed a decline in the review quarter by PKR 0.3 billion (1.8 percent) to stand at PKR 15.7 billion. Similarly, investments experienced a decrease of 24.0 percent, reaching at PKR 4.4 billion during the quarter (**Figure 11**).

Figure 11: Islamic Microfinance Banks (IMB) Indicators (PKR Billion)

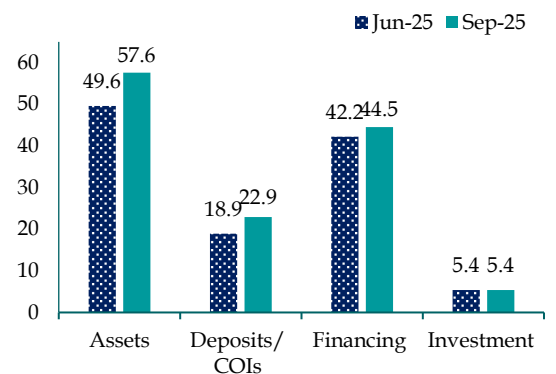


Source:SBP

Development Finance Institutions having Islamic Operations

Islamic Development Finance in Pakistan is shaped by key institutions such as Pakistan Mortgage Refinance Company Limited (PMRC) and Pakistan Kuwait Investment Company Limited (PKIC), both playing a vital role in the propagation of Shariah-compliant financial solutions. By the end of September 2025, the combined Islamic asset base of these institutions reached PKR 57.6 billion, highlighting their growing footprint in the sector.

Figure 12: Islamic Development Finance Institutions (I-DFIs) Indicators (PKR Billion)



Source:SBP

Financing activities remained substantial, standing at PKR 44.5 billion, reflecting the institutions' continued commitment to facilitating long-term, development-oriented financing. Their role in supporting housing finance, infrastructure, and investment initiatives is critical to the expanding influence of Islamic finance in Pakistan's economic development. (**Figure 12**)

Digital banks

In this era of digitalization, Pakistan's banking industry has embraced transformation with remarkable pace. Under the guidance of the SBP, three pioneering institutions – Raqami Islamic Digital Bank Limited, Mashreq Bank Pakistan Limited, and Buraq Bank Pakistan Limited – launched their pilots in 2025, marking a new chapter in Shariah-compliant digital finance. Mashreq Bank Pakistan successfully transitioned from pilot to full operations in September 2025, setting a precedent for others. Early results already highlight the promise of this new frontier: the combined performance of Mashreq Bank Pakistan and Raqami Islamic Digital Bank shows total assets of PKR 3.3 billion, deposits of PKR 58.1 million, and 1,985 accounts. These achievements demonstrate growing trust in mobile-first, branchless Islamic banking solutions.



Total Assets: PKR 3.3 Billion



Deposits: PKR 58.1 Million



No. of Accounts: 1,985



EVENTS AND DEVELOPMENTS

Events and Developments at Islamic Finance Group (IFG) – SBP

❖ Capacity Building Programs for Shariah Scholars and others

To strengthen the understanding of Islamic banking principles among Shariah scholars, a capacity-building program was conducted in Lahore on 29 – 30 September 2025. The program was attended by participants representing various Madaris Boards of different schools of thought. The program focused on enhancing the scholars' knowledge of contemporary Islamic banking practices and the evolving needs of the Islamic finance sector.



❖ Capacity development session for National Bank of Kyrgyz Republic

The Islamic Finance Development Department organized online capacity building sessions for the National Bank of Kyrgyzstan to enhance understanding of key concepts in Islamic finance and monetary management. The sessions covered important topics including Monetary Policy Tools – Injection and Mop-up of Liquidity, Shariah Governance Framework, and the Balance Sheet of the SBP. The initiative aimed to strengthen the participants' knowledge of Islamic financial systems, promote best practices in Shariah-compliant governance, and foster collaboration between the financial institutions of Pakistan and Kyrgyzstan.

❖ Senegal Delegation Visit

A delegation from the *Programme de Microfinance Islamique au Sénégal* (PROMISE) visited the SBP from 18th to 22nd August 2025 to learn from Pakistan's experiences in Islamic finance, with a particular focus on microfinance initiatives. During the visit, various knowledge-sharing sessions were held on different aspects of Islamic banking and finance, where SBP officials shared insights into regulatory frameworks, industry development, and best practices in promoting Islamic microfinance. The visit provided a valuable platform for mutual learning and strengthening cooperation between SBP and PROMISE in advancing Islamic financial inclusion.



❖ Knowledge Sharing Session for Central Bank of Azerbaijan

The Islamic Finance Development Department of the SBP organized a series of online knowledge-sharing sessions for the Central Bank of Azerbaijan, focusing on key areas of Islamic finance. The sessions covered four important topics: Islamic Banking Industry Landscape and Regulatory Framework, Islamic Banking Products – Assets and Liability Side, Shariah Governance Framework and Risk-Based Supervision of Islamic Banking Institutions. These capacity-building initiatives aimed to enhance the understanding of Islamic banking practices and strengthen cooperation between the financial regulators of Pakistan and Azerbaijan.

❖ Shariah Experts in Islamic Banking Professionals (SE-IBP)

In collaboration with SBPBSC, IFG-SBP conducted fourteen (14) sessions under the Shariah Experts in Islamic Banking Professionals (SE-IBP) program across various cities. The sessions engaged over 900 Madrasa students. Each session concluded with a quiz to shortlist candidates for complimentary Islamic banking training and internship opportunities, supporting efforts to build capacity and encourage career pathways in Islamic banking and finance.



Young Islamic Banking Professionals (Y-IBP), Awareness for Academic Faculty in Islamic Banking Program (AAF-IBP) and other Awareness Programs at Universities

In collaboration with SBPBSC, IFG-SBP arranged five (5) iterations of Y-IBP and AAF-IBP each. These programs act as a pivotal gateway to create awareness of Islamic banking among the leaders and professionals of tomorrow, and among the faculty members as well. These programs provide a brief academic/theological background of the core principles, products, and operational frameworks of Islamic banking. These programs were held in Thal University, Bhakkar, GC University, Hyderabad, Shaheed Benazir Bhutto Women University, Peshawar, Al Hamd Islamic University, Quetta, and Namal University, Mianwali.



Annexure I: Islamic Banking Branch Network

Islamic Banking Branch Network				Annexure: I
(As of Sept 30, 2025)				
Type	Name of Bank	No. of Branches	Windows	
Islamic Banks	AlBaraka Bank (Pakistan) Limited	185	-	
	BankIslami Pakistan Limited	490	-	
	Dubai Islamic Bank Pakistan Limited	235	-	
	Faysal Bank Limited	853	-	
	Meezan Bank Limited	1,073	-	
	MCB Islamic Bank Limited	305	-	
	Sub-Total	3,141	-	
Conventional Banks having Standalone Islamic Banking Branches	Allied Bank Limited	283	347	
	Askari Bank Limited	266	-	
	Bank Al Habib Limited	350	8	
	Bank Alfalah Limited	449	-	
	Habib Bank Limited	458	559	
	Habib Metropolitan Bank Limited	242	311	
	National Bank of Pakistan	207	395	
	Sindh Bank Limited	14	14	
	Soneri Bank Limited	116	15	
	Standard Chartered Bank (Pakistan) Limited	2	37	
	Bank Makramah Limited	12	31	
	The Bank of Khyber	191	56	
	The Bank of Punjab	210	534	
	United Bank Limited	689	596	
	Zarai Taraqiati Bank Limited	35	2	
	Sub-Total	3,524	2,905	
	Total Full-Fledged Branches and windows	6,665	2,905	
Sub Branches	Allied Bank Limited	3	-	
	Askari Bank Limited	4	-	
	Bank Alfalah Limited	4	-	
	BankIslami Pakistan Limited	60	-	
	MCB Islamic Bank Limited	2	-	
	The Bank of Khyber	25	-	
	Faysal Bank Limited	2	-	
	United Bank Limited	11	-	
	Total Sub-Branches	111	-	
	Grand Total Branches/Sub-Branches/Windows	6,776	2,905	

Source: Information/Data obtained from IBIs

Annexure II: Province/Region wise Break-up of Islamic Banking Branch Network

Annexure: II									
Province/Region wise Break-up of Islamic Banking Branch Network									
(As of Sept 30, 2025)									
Type	Name of Bank	Azad Kashmir	Baluchistan	Federal Capital	Gilgit-Baltistan	Khyber Pakhtunkhwa	Punjab	Sindh	Grand Total
Islamic Banks including Sub-Branches	AlBaraka Bank (Pakistan) Limited	2	4	9	3	18	100	49	185
	BankIslami Pakistan Limited	6	32	31	5	45	253	178	550
	Dubai Islamic Bank Pakistan Limited	5	7	14	3	10	96	100	235
	Faysal Bank Limited	15	28	31	7	67	488	219	855
	Meezan Bank Limited	15	41	47	8	82	575	305	1,073
	MCB Islamic Bank Limited	3	10	18	3	32	163	78	307
	Sub-Total	46	122	150	29	254	1,675	929	3,205
Conventional Banks having Standalone Islamic Banking Branches	Allied Bank Limited	4	4	17	2	59	159	41	286
	Askari Bank Limited	3	25	20	4	48	123	47	270
	Bank Al Habib Limited	4	16	14	1	69	162	84	350
	Bank Alfalah Limited	1	9	39	-	43	291	70	453
	Habib Bank Limited	12	12	19	2	110	203	100	458
	Habib Metropolitan Bank Limited	5	12	10	1	42	108	64	242
	National Bank of Pakistan	11	7	7	3	48	97	34	207
	Sindh Bank Limited	1	1	-	-	2	7	3	14
	Soneri Bank Limited	-	3	7	1	27	50	28	116
	Standard Chartered Bank (Pakistan) Limited	-	-	-	-	-	1	1	2
	Bank Makramah Limited	-	-	2	2	1	2	5	12
	The Bank of Khyber	1	7	16	-	159	22	11	216
	The Bank of Punjab	5	11	7	2	23	141	21	210
	United Bank Limited	20	62	23	-	205	258	132	700
	Zarai Taraqiati Bank Limited	1	2	1	3	16	10	2	35
	Sub-Total	67	171	182	21	852	1,635	643	3,571
	Total Full-Fledged Branches	113	293	332	50	1,106	3,310	1,572	6,776

Annexure III. District wise Break-up of Islamic Banking Branch Network*

S. No.	District	No. of Branches*
1	Islamabad	332
Islamabad Total		332
Balochistan		
2	Awaran	1
3	Barkhan	1
4	Chagai	5
5	Chaman	1
6	Duki	3
7	Gwadar	18
8	Harnai	2
9	Hub	1
10	Jaffarabad	6
11	Kachhi	1
12	Kalat	4
13	Kech	14
14	Kharan	1
15	Khuzdar	12
16	Killa Abdullah	13
17	Killa Saifullah	12
18	Lasbela	9
19	Loralai	13
20	Mastung	3
21	Musakhel	1
22	Nasirabad	4
23	Nushki	5
24	Panjgur	5
25	Pishin	11
26	Quetta	124
27	Sibi	6
28	Sohbatpur	2
29	Turbat	3
30	Usta Muhammad	1
31	Zhob	8
32	Ziarat	3
Balochistan Total		293

S. No.	District	No. of Branches*
51	Malakand	39
52	Mansehra	52
53	Mardan	56
54	Mohmand	18
55	North Waziristan	4
56	Nowshera	52
57	Orakzai	2
58	Peshawar	211
59	Shangla	15
60	Swabi	48
61	Swat	123
62	Tank	7
63	Torghar	1
64	Upper Chitral	3
65	Upper Dir	32
66	Upper Kohistan	6
KPK Total		1,106
Punjab		
67	Attock	51
68	Bahawalnagar	56
69	Bahawalpur	92
70	Bhakkar	21
71	Chakwal	32
72	Chiniot	18
73	Dera Ghazi Khan	39
74	Faisalabad	268
75	Gujranwala	150
76	Gujrat	142
77	Hafizabad	19
78	Jhang	32
79	Jhelum	38
80	Kasur	43
81	Khanewal	57
82	Khushab	19
83	Kot Addu	7

S. No.	District	No. of Branches*
103	Taunsa Sharif	1
104	Toba Tek Singh	52
105	Vehari	53
106	Wazirabad	10
Punjab Total		3,309
Sindh		
107	Badin	12
108	Dadu	11
109	Ghotki	11
110	Hyderabad	89
111	Jacobabad	5
112	Jamshoro	11
113	Karachi	1224
114	Kashmore	5
115	Khairpur	15
116	Larkana	14
117	Matari	6
118	Mirpur Khas	27
119	Naushahro Feroze	19
120	Qambar Shahdadkot	5
121	Sanghar	25
122	Shaheed Benazirabad	26
123	Shikarpur	5
124	Sujawal	2
125	Sukkur	32
126	Tando Allahyar	8
127	Tando Mohammad Khan	5
128	Thatta	7
129	Umerkot	8
Sindh Total		1,572
Gilgit Baltistan		
130	Astore	3
131	Baltistan	2
132	Diamer	8
133	Ghanche	1

Khyber Pakhtunkhwa		
33	Abbottabad	58
34	Bajaur	14
35	Bannu	23
36	Battagram	11
37	Buner	37
38	Charsadda	33
39	Dera Ismail Khan	27
40	Hangu	22
41	Haripur	46
42	Karak	20
43	Khyber	17
44	Kohat	36
45	Kurram	9
46	Lakki Marwat	9
47	Lower Chitral	14
48	Lower Dir	56
49	Lower Kohistan	2
50	Lower Saurth Waziristan	3

84	Lahore	819
85	Layyah	20
86	Lodhran	17
87	Mandi Bahauddin	43
88	Mianwali	17
89	Multan	195
90	Muzaffargarh	30
91	Nankana Sahib	27
92	Narowal	22
93	Okara	57
94	Pakpattan	30
95	Rahim Yar Khan	97
96	Rajanpur	18
97	Rawalpindi	313
98	Sahiwal	73
99	Sargodha	93
100	Sheikhupura	54
101	Sialkot	182
102	Talagang	2

134	Ghizer	6
135	Gilgit	18
136	Hunza	2
137	Shigar	1
138	Skardu	9
Gilgit Baltistan Total		50
Azad Kashmir		
139	Bagh	12
140	Bhimber	11
141	Haveli	1
142	Kotli	15
143	Mirpur	37
144	Muzaffarabad	18
145	Neelum	1
146	Poonch	14
147	Sudhanoti	5
Azad Kashmir Total		114
Grand Total		
Grand Total		6,776

*including newly notified districts by the provincial governments